



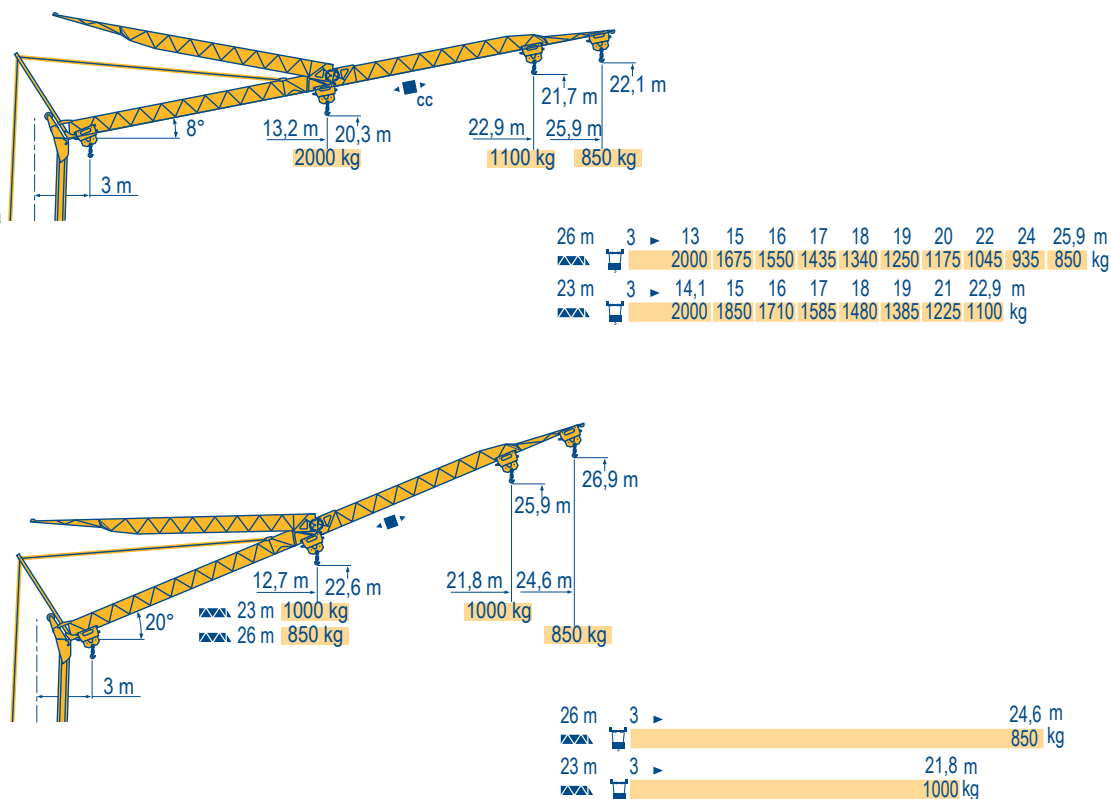
Courbes de charges
Lastkurven
Load diagrams
Curvas de cargas
Curve di carico
Curva de cargas

MDG 1



Flèche relevée
Ausleger in
Steilstellung
Luffing jib
Flecha izada
Braccio
impennato
Lança inclinada

MDG 2



Igo 24 A

POTAIN



F

Chariot distributeur
Chariot distributeur et courbes de charges
Réactions en service
Réactions hors service
A vide sans lest (ni train de transport) avec flèche et hauteur maximum.

D

Verfahrbare Laufkatze
Verfahrbare Laufkatze und Lastkurven
Reaktionskräfte in Betrieb
Reaktionskräfte außer Betrieb
Ohne Last, Ballast (und Transportachse), mit Maximalausleger und Maximalhöhe.

GB

Traversing trolley
Traversing trolley and load diagrams
Reactions in service
Reactions out of service
Without load, ballast (or transport axles), with maximum jib and maximum height.

E

Carro distribuidor
Carro distribuidor y curvas de cargas
Reacciones en servicio
Reacciones fuera de servicio
Sin carga, sin lastre, (ni tren de transporte), flecha y altura máxima.

I







Carrellino distributore
Carrellino distributore e curve di carico
Reazioni in servizio
Reazioni fuori servizio
A vuoto, senza zavorra (ne assali di trasporto) con braccio massimo e altezza massima.

P

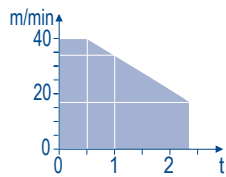
Carro distribuidor
Carro distribuidor e curva de cargas
Reações em serviço
Reações fora de serviço
Sem carga (nem trem de transporte)- sem lastro com lança e altura máximas.

Mécanismes
Antriebe
Mechanisms
Mecanismos
Meccanismi
Mecanismos

MDG 1

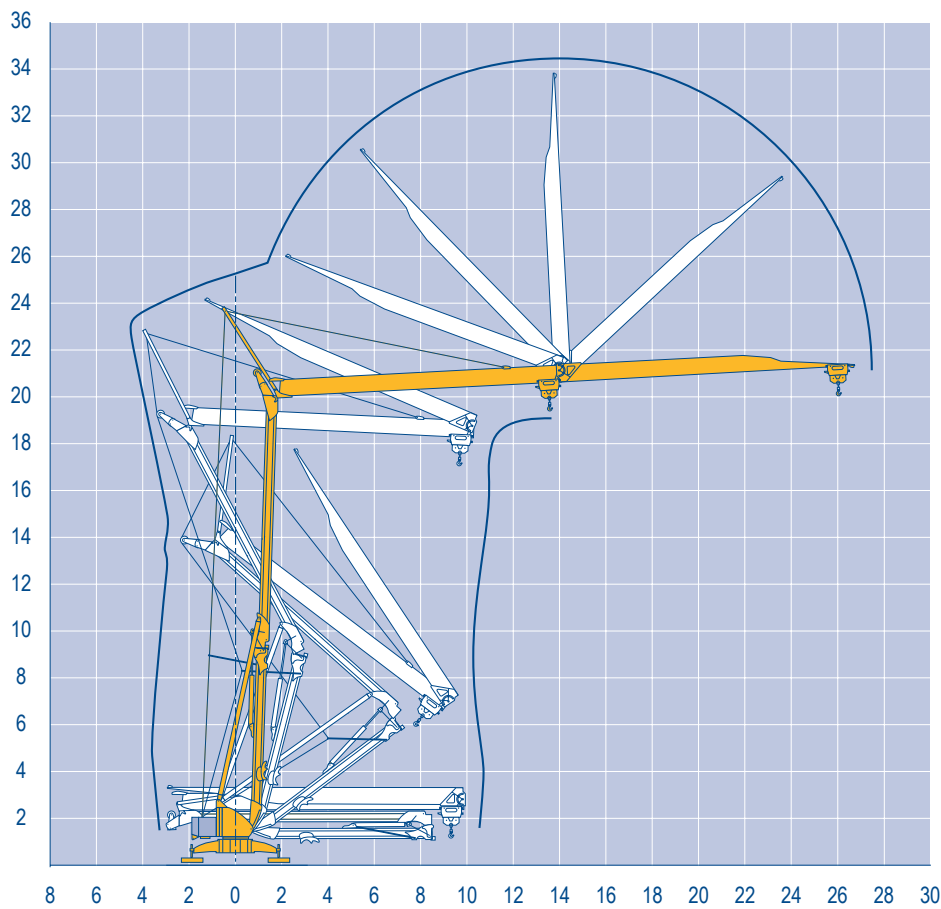
								ch - PS hp	kW
	10 LVF 12 Optima	m/min	2	10	17	34	40	10	7,5
		kg	2400	2400	2400	1000	500		
	2 DVF5	m/min	15 - 38 (0 → 1000 kg) 15 - 30 (1000 → 2400 kg)					2	1,5
	RVF2	tr/min U/min rpm	0 → 0,8					2	1,5
CEI 38 			IEC 38						
400 V (+6% -10%) 50 Hz			10 LVF 12 : 14 kVA						

10 LVF 12
Optima



Montage
Montage
Erection
Montaje
Montaggio
Montagem

MDG 1



Igo 24 A

POTAIN



F

Levage
Distribution
Orientation

D

Heben
Katzfahren
Schwenken

GB

Hoisting
Trolleying
Slewing

E

Elevación
Distribución
Orientación

I

Sollevamento
Distribuzione
Rotazione

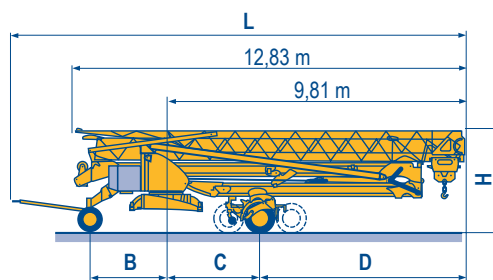
P

Elevação
Distribuição
Rotação

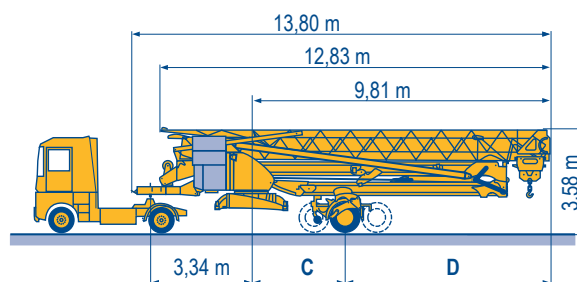
Transport
Transport
Transport
Transporte
Trasporto
Transporte

MDG 1

		L (m)	B (m)	C (m)	D (m)	H (m)
DS61/S120	○					
DS61/S125		14,9	2,45	3	6,81	3,05/3,2
DJ80/S120	○	14,9	2,45	3	6,81	3,1
DJ80/S125		14,9	2,45	3	6,81	3,1
DJ100/S120	○	15,33	2,45	3	6,81	3,1/3,23
DJ100/S125		15,33	2,45	3	6,81	3,1/3,23
DJ105/S125		15,35	2,45	3	6,81	3,2
DJ126M/S125M		16,14	3,24	5,37	4,44	3,55
DJ126M/S125						
DJ126M/S215M						



		C (m)	D (m)
SL122/J215M			
SL121/J135	SL122/J215M	5,37	4,44
SL121/S215M	SL121/J135	3	6,81
	SL121/S215M	5,37	4,44



	F	D	GB	E	I	P
○	Chantier	Baustelle	Site	Obra	Cantiere	Estaleiro



Document commercial non contractuel. Pour toute information technique se référer à la notice correspondante.

Unverbindliches Vertriebsdokument. Für technische Informationen, siehe die entsprechenden Anweisungen.

This commercial document is not legally binding. For any technical information, please refer to the corresponding instructions.

Documento commercial no contractuel. Para cualquier información técnica, ver la noticia correspondiente.

Documento commerciale non vincolante. Per tutte le informazioni tecniche fare riferimento al catalogo istruzioni.

Documento comercial não contratual. Para qualquer informação técnica complementar consultar as respectivas instruções.

Manitowoc
Crane CARE

POTAIN
Manitowoc Crane Group



Americas

Tel : +1 888 479 7278
Tel : +1 717 593 2000

Europe – Middle East – Africa

Tel : +33 (0) 4 72 81 50 00
Tel : +44 (0) 191 522 2000

Asia – Pacific

Tel : +65 6264 1188
Fax : +65 6862 4040

www.manitowoccrane.com

18, rue de Charbonnières - B.R.173
69132 ECULLY Cedex - France

Tél. : +33 (0) 4 72 18 20 20
Fax. : +33 (0) 4 72 18 20 00
www.manitowoccrane.com

Igo 24 A

Code B-89985-44_Réf. 2006 01 MDG 3

Copyright.Reproduction interdite © POTAIN 2006

Réalisation Sedoc